



EDGE OF DOCK LEVELERS

Bridge the gap between the edge of your docks and truck trailers.



EDGE OF DOCK LEVELERS







STRONG CONSTRUCTION, SMOOTH AND EASY TO OPERATE.

Edge-of-dock levelers are permanent fixtures that bridge the gap between the loading docks and a truck or ramp. They are mounted to the edge of a building wall to assist with loading/unloading trailers. Red Steel EOD's operate effortlessly by manually pulling an ergonomic leveler to allow forklifts and hand trucks to access the truck trailers. Huge Stock and Ready to ship!



Powder Coated

TOP-GRADE QUALITY

-  Available in Hot-Dip Galvanized and Powder Coated.
-  25,000lb loading capacity.
-  Front steel plate mold on rubber for added durability.
-  Installation anchors and lifting straps included.



Hot Dip Galvanized

HOT DIP GALVANIZED ►

Hot dip galvanizing protects steel from corrosion, rust and other elements, increasing longevity of EOD. Engineered to withstand the harshest environmental conditions.



Easy-lift handle allows effortless operation.



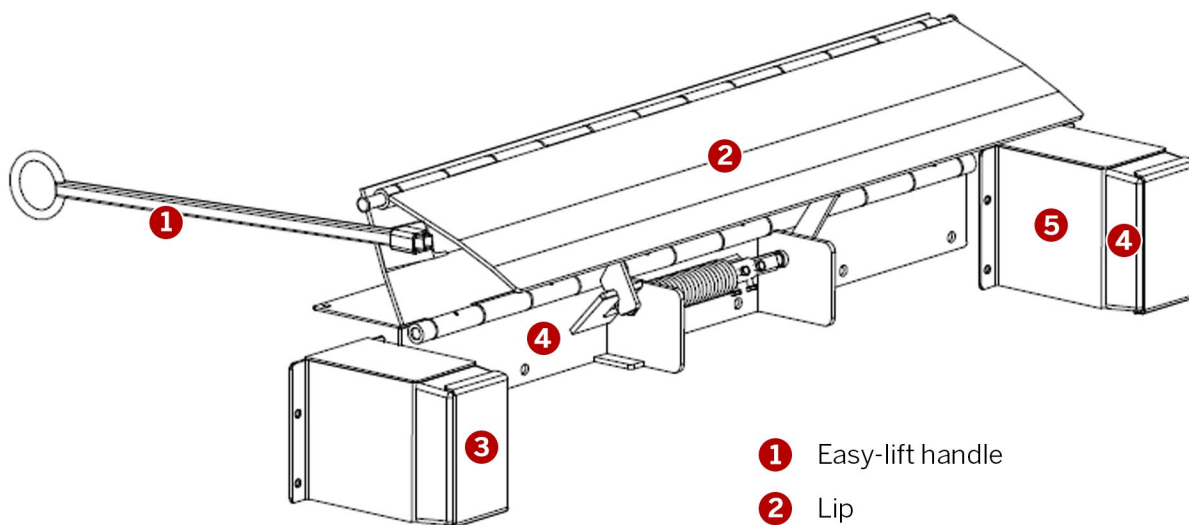
Diamond plate texture for increased wheel traction.



Reinforced plate steel on bumper for added durability.



PRODUCT SPECIFICATIONS



- ① Easy-lift handle
- ② Lip
- ③ Reinforced bumper steel plate
- ④ Rubber Bumper
- ⑤ Bumper support
- ⑥ Mount plate





Phone: +1 (786) 475 4771
Toll Free: 1 844 287 0807
Email: info@redsteelmh.com

www.redsteelmh.com